



# GUELL

PERFORMANCE  
**iN** LIGHTING

powered by  
**GEWISS**

# GUELL

Light in constant evolution





With over ten years of proven success and millions of units installed worldwide in various environments, GUPELL is the long-established LED floodlight range designed to adapt. The series offers the ideal combination of power, efficiency, and durability, whether for non-professional sports facilities, retail storefronts, attics and cornices, or the exterior of industrial and commercial sites.


With the introduction of GUPELL ZERO+, 1+, 2+, and 2.5+, now complementing the existing GUPELL 3, and 4 models, the range offers even greater design flexibility. The latest versions feature improved thermal management and increased luminous efficacy, with values that, in specific configurations, can reach up to 154 lm/W. The familiar and cohesive design across sizes ensures visual and functional harmony within the same installation, even when using different power levels.

The powder-coated die-cast aluminum body, extruded aluminum clips, and tempered extra-clear glass guarantee strength and resistance in demanding environments. The tool-free quick-access system simplifies access to internal components, reducing maintenance times, while a comprehensive selection of dedicated accessories supports compliance with strict light pollution regulations. Moreover, the glue-free design and replaceable components make the product fully inspectable and entirely recyclable, contributing to more sustainable resource management.

For precise, reliable, and long-lasting lighting, GUPELL is the answer.

# A modern reinterpretation of a lighting legend

The renowned GUELL range now includes new ZERO+, 1+, 2+, and 2.5+ versions, expanding design flexibility across multiple power levels. Each size ensures consistent aesthetics and performance, simplifying integration even into complex settings.

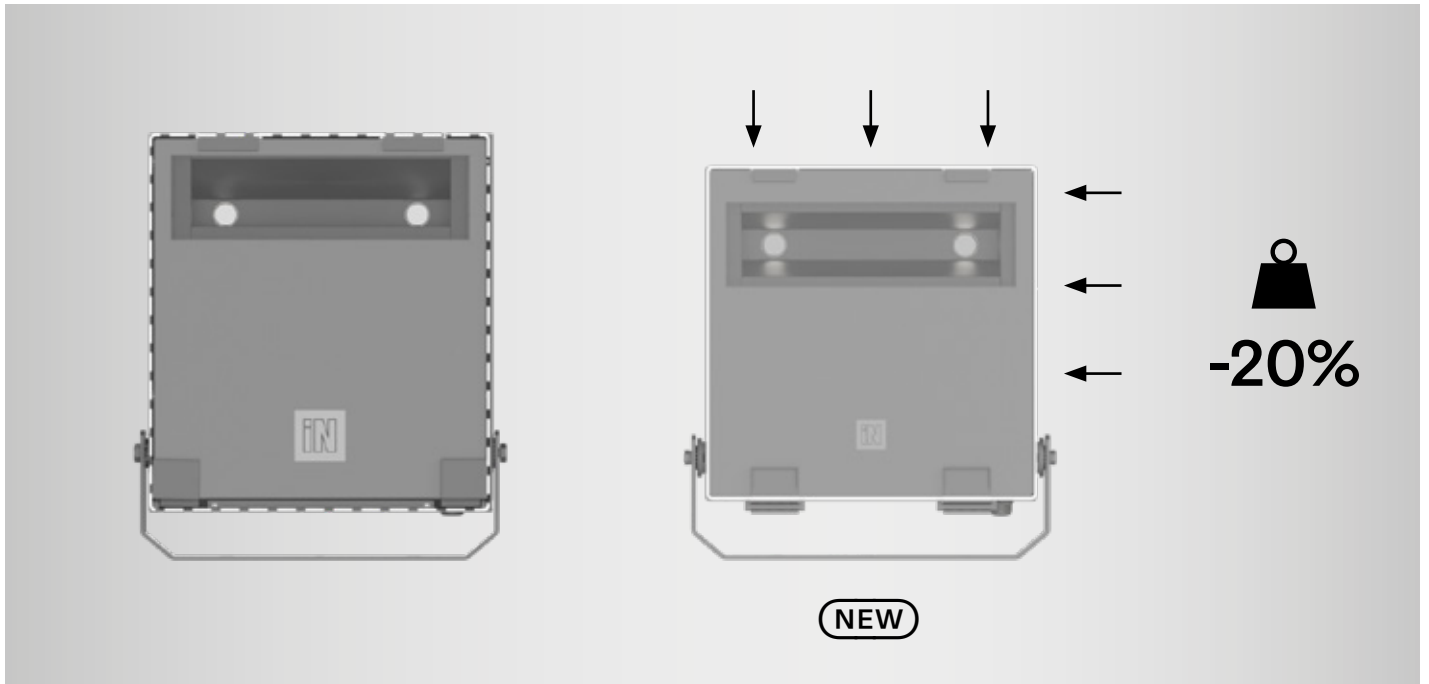


**GUELL ZERO+**


**GUELL 1+**

**GUELL 2+**

**GUELL 2.5+**



Built for adaptability, GUELL+ integrates a refined structure that reduces volume and weight, all while preserving full access for maintenance and upgrades.



The addition of GUELL ZERO+, 1+, 2+, and 2.5+ enhances the modular concept of the historical series, delivering improved efficiency and thermal performance. An aesthetically coherent family of LED floodlights designed to cover a broader spectrum of project needs.

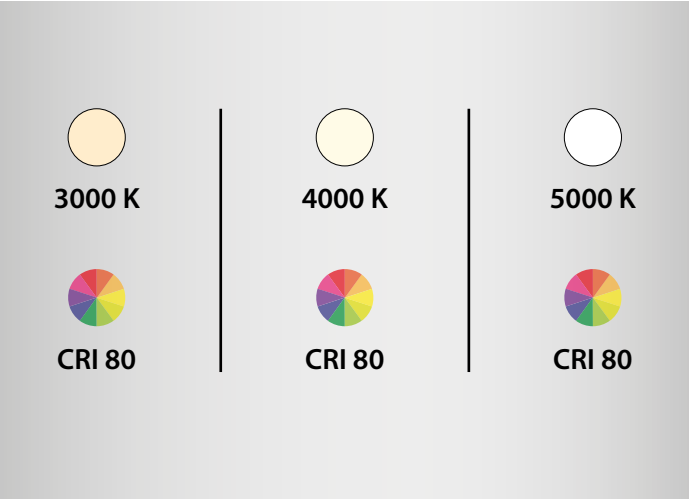
# Quality in every detail



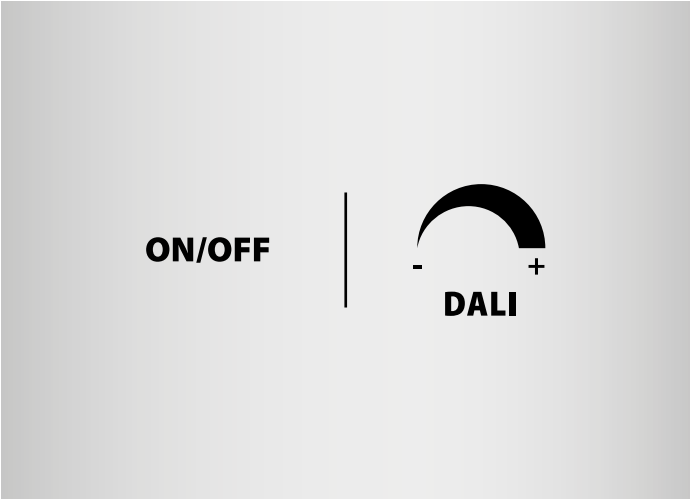
Each component of GUPELL is developed to offer maximum reliability. Its structure ensures quick installation and excellent resistance to external agents.



The GUPELL series is characterized by its tool-free opening system, which ensures quick access, simplified maintenance, and consistent performance.



The new versions of GUPELL 1+, 2+ and 2.5+ are available with symmetric or asymmetric optics and in three standard color temperatures - 3000 K, 4000 K, and 5000 K - all with a color rendering index of 80, ensuring consistent light quality in every application.



Two solutions, maximum versatility: ON/OFF for simple control; DALI for precise light management, where calibrated lighting control is needed.



Openable and maintainable luminaire .  
Fully integrated stainless steel  
aluminium spring clips

PVD (Physical Vapour Deposition) 5  
layers 99,9% pure aluminium LED >95%  
total reflection reflector. Corrosion  
granted

Extra clear, toughened, flat glass  
diffuser

Supports for opening glass in  
technopolymer

Die-cast aluminium housing, polyester  
powder coat finish ISO 9227/12944 -  
ISO 9223 (C5)

M20x1.5 cable gland for cables Ø10-  
Ø14 mm

Powder-coated steel tiltable bracket



# GUELL series

With six dimensional variants and many power options, GUELL offers increased versatility while preserving design continuity. The expanded range allows seamless alignment of light output and design factor across diverse applications.

Functionality meets design in GUELL's internal structure: a range of LED floodlights engineered for long-lasting use.

GUELL integrates durable materials and technical solutions that improve system longevity and streamline intervention. A compact solution, where every element supports efficiency and operational flexibility.



**GUELL ZERO+**



**GUELL 1+**



**GUELL 2+**

L 202 x D 224 x H 57  
L 202 x D 720 x H 90 (KIT GUELL ZERO)

1.16 ÷ 2.25 kg

3000 K / CRI 80  
4000 K / CRI 80

A30/W - Asymmetric Wide  
S/M - Symmetric Medium

1,464 ÷ 3,167 lm  
13 ÷ 28 W

IP66  
IK07  
Class I

-15°C +40°C

L 249 x D 314 x H 80

1.88 ÷ 2.36 kg

3000 K / CRI 80  
4000 K / CRI 80  
5000 K / CRI 80

A40/W - Asymmetric Wide  
S/W - Symmetric Wide

5,180 ÷ 7,070 lm  
36 ÷ 51 W

IP66  
IK07  
Class I

-20°C +40°C

L 380 x D 305 x H 80

2.93 ÷ 4.87 kg

3000 K / CRI 80  
4000 K / CRI 80  
5000 K / CRI 80

A40/W - Asymmetric Wide  
S/W - Symmetric Wide

9,990 ÷ 21,770 lm  
74 ÷ 149 W

IP66  
IK07  
Class I

-40°C +35°C

NEW



## GUPELL 2.5+

L 355 x D 425 x H 85

4.06 ÷ 6.60 kg

3000 K / CRI 80  
4000 K / CRI 80  
5000 K / CRI 80

A40/W - Asymmetric Wide  
S/W - Symmetric Wide

20,315 ÷ 27,740 lm  
153 ÷ 212 W

IP66  
IK07  
Class I

-40°C +40°C



## GUPELL 3

L 565 x D 501 x H 98

10.03 ÷ 11.5 kg

3000 K / CRI 80  
4000 K / CRI 80  
5000 K / CRI 80

A40/W - Asymmetric Wide  
A50/W - Asymmetric Wide  
S/W - Symmetric Wide

26,145 ÷ 39,200 lm  
231 ÷ 305 W

IP66  
IK07  
Class I

-40°C +45°C



## GUPELL 4

L 570 x D 630 x H 330

20.67 ÷ 21.66 kg

3000 K / CRI 80  
4000 K / CRI 80  
5000 K / CRI 70  
5000 K / CRI 80

A40/W - Asymmetric Wide  
A50/W - Asymmetric Wide  
S/W - Symmetric Wide

47,624 ÷ 58,396 lm  
428 ÷ 448 W












IP66  
IK07  
Class I

-30°C +35°C

# Accessories

An extensive range of accessories is available to expand usage possibilities and installation variety, further enhancing the family feeling of the installation.



	GUELL ZERO+	GUELL 1+	GUELL 2+	GUELL 2.5+	GUELL 3	GUELL 4
 500 mm arm completes with connection base	✓					
 1000 mm arm completes with connection base	✓					
 Wall support 500 mm		✓	✓			
 Wall support 1000 mm		✓	✓		✓	
 Protective grid			✓	✓	✓	✓
 Louvre		✓	✓	✓	✓	✓
 Single pole top support		✓	✓	✓	✓	
 Double pole top support		✓	✓	✓	✓	
 Steel 'U' bolt clamp for Ø 60-80 mm poles				✓		
 Strengthening bracket					✓	
 Soft Glass						✓



# The perfect solution for every requirement



# Advantages at a glance



- ⊕ Wide range of versions
- ⊕ Wide range of accessories
- ⊕ Openable and maintainable luminaire
- ⊕ For up lighting installation
- ⊕ Designed to last
- ⊕ Surge protected
- ⊕ Excellent heating dissipation
- ⊕ Constant luminous flux over time
- ⊕ DALI versions available
- ⊕ Compliance with anti-light pollution laws
- ⊕ High quality BIM objects available

Discover all the features and benefits of our product, how it works and what makes it unique.

**Scan here and get inspired!**



Emotional video



Technical video





# PERFORMANCE iN LIGHTING

## powered by GEWISS

Thanks to over 40 years of presence in global markets and a series of successful events that have developed its identity and enriched its know-how, PERFORMANCE iN LIGHTING can today enjoy a wealth of lighting technology expertise and experiences that make it a key player in global markets.

2023 marks an important milestone in the journey, with PERFORMANCE iN LIGHTING becoming part of the GEWISS Group, a reference in the international market for home & building automation solutions and services, energy protection and distribution, electric mobility, and intelligent lighting.

This new project allows for further expansion of mutual expertise, confirming the growth path undertaken by PERFORMANCE iN LIGHTING in 2017 with the consolidation of all products, PRISMA, SBP, and SPITTLER, under a single brand, which today becomes PERFORMANCE iN LIGHTING | powered by GEWISS. This choice confirms the willingness to always face new challenges, offering innovative, technological, and reliable solutions to increasingly meet customer needs.

PERFORMANCE iN LIGHTING products have always combined aesthetics and design with performance, characterizing the history of lighting technology. Its journey confirms, with even greater vigor, the continuous enthusiasm for innovation that has allowed the company to become a solid global reference in the world of design and architecture.

**PERFORMANCE IN LIGHTING S.p.A.**

Viale del Lavoro 9/11

37030 Colognola ai Colli (VR) - Italy

T +39 045 61 59 211

[info.it@pil.lighting](mailto:info.it@pil.lighting)

[www.performanceinlighting.com](http://www.performanceinlighting.com)

PERFORMANCE  
 LIGHTING

powered by  
